












All

Pos All/Cls	Nat	AR250 2025 Musher	Bib	Checkpoint In / Out	Time In / Out	Σ Run Time	Σ Stop Time	(%) Stop Time	Traveled Distance	Total Race Time	Time Diff OverAll	Time Diff Class	Event
1/1		Julie Lubin <sup>1 2</sup>	5	Finish (12 Dogs In)	→] 22-02 12:05	18h 46min	06h 13min	24,9%	260 km	1d 00h 51min	+00min	+00min	
2/2		Bernhard Schuchert <sup>1 2</sup>	7	Finish (9 Dogs In)	→] 22-02 12:15	19h 01min	06h 06min	24,3%	260 km	1d 01h 01min	+10min	+10min	
3/3		Marion Joly <sup>1 2</sup>	8	Finish (10 Dogs In)	→] 22-02 12:25	19h 11min	06h 04min	24,0%	260 km	1d 01h 11min	+20min	+20min	
4/1		Veronica Moore <sup>8</sup>	14	Finish (8 Dogs In)	→] 22-02 14:08	20h 30min	06h 16min	23,4%	260 km	1d 02h 40min	+02h 03min	+00min	
5/4		Stephane Robert <sup>1 2 RMB</sup>	10	Finish (11 Dogs In)	→] 22-02 14:29	19h 48min	07h 27min	27,3%	260 km	1d 03h 15min	+02h 24min	+02h 24min	
6/2		Lisa Pannenberg <sup>8</sup>	17	Finish (6 Dogs In)	→] 22-02 15:41	22h 07min	06h 06min	21,6%	260 km	1d 04h 13min	+03h 36min	+01h 33min	
7/3		Jonatan Öhman <sup>8</sup>	12	Finish (7 Dogs In)	→] 22-02 17:38	1d 00h 05min	06h 15min	20,6%	260 km	1d 06h 10min	+05h 33min	+03h 30min	
8/5		Sofie Lindborg <sup>1 2</sup>	2	Finish (12 Dogs In)	→] 22-02 18:57	1d 01h 11min	06h 46min	21,2%	260 km	1d 07h 43min	+06h 52min	+06h 52min	

AR250-12

Pos All/Cls	Nat	AR250 2025 Musher	Bib	Checkpoint In / Out	Time In / Out	Σ Run Time	Σ Stop Time	(%) Stop Time	Traveled Distance	Total Race Time	Time Diff OverAll	Time Diff Class	Event
1/1		Julie Lubin <sup>1 2</sup>	5	Finish (12 Dogs In)	→] 22-02 12:05	18h 46min	06h 13min	24,9%	260 km	1d 00h 51min	+00min	+00min	
2/2		Bernhard Schuchert <sup>1 2</sup>	7	Finish (9 Dogs In)	→] 22-02 12:15	19h 01min	06h 06min	24,3%	260 km	1d 01h 01min	+10min	+10min	
3/3		Marion Joly <sup>1 2</sup>	8	Finish (10 Dogs In)	→] 22-02 12:25	19h 11min	06h 04min	24,0%	260 km	1d 01h 11min	+20min	+20min	
5/4		Stephane Robert <sup>1 2 RMB</sup>	10	Finish (11 Dogs In)	→] 22-02 14:29	19h 48min	07h 27min	27,3%	260 km	1d 03h 15min	+02h 24min	+02h 24min	
8/5		Sofie Lindborg <sup>1 2</sup>	2	Finish (12 Dogs In)	→] 22-02 18:57	1d 01h 11min	06h 46min	21,2%	260 km	1d 07h 43min	+06h 52min	+06h 52min	

AR250-8

Pos All/Cl's	Nat	AR250 2025 Musher	Bib	Checkpoint In / Out	Time In / Out	Σ Run Time	Σ Stop Time	(%) Stop Time	Traveled Distance	Total Race Time	Time Diff OverAll	Time Diff Class	Event
4/1		Veronica Moore <sup>®</sup>	14	Finish (8 Dogs In)	→] 22-02 14:08	20h 30min	06h 16min	23,4%	260 km	1d 02h 40min	+02h 03min	+00min	
6/2		Lisa Pannenberg <sup>®</sup>	17	Finish (6 Dogs In)	→] 22-02 15:41	22h 07min	06h 06min	21,6%	260 km	1d 04h 13min	+03h 36min	+01h 33min	
7/3		Jonatan Öhman <sup>®</sup>	12	Finish (7 Dogs In)	→] 22-02 17:38	1d 00h 05min	06h 15min	20,6%	260 km	1d 06h 10min	+05h 33min	+03h 30min	

All

Pos Out Start Time	Checkpoint 1 Ursvattnet	Checkpoint 2 Fjällsikten	Cur. Pos Finish	Nat	AR250 2025 Musher	Bib	Time In / Out	Time Align	Pause Left	Σ Run Time	Σ Stop Time	(%) Stop	Status	Event
4/4 - 11:06	3/3 - 02:05	4/3 - 04:08	1/1 - (12 Dogs)		Julie Lubin <sup>12</sup>	5	→] 22-02 12:05	+08min	0:00	18:46	06:13	24,9%	✓	
5/5 - 11:08	2/2 - 01:36	3/2 - 04:30	2/2 - (9 Dogs)		Bernhard Schuchert <sup>12</sup>	7	→] 22-02 12:15	+06min	0:00	19:01	06:06	24,3%	✓	
6/6 - 11:10	1/1 - 00:32	1/1 - 05:32	3/3 - (10 Dogs)		Marion Joly <sup>12</sup>	8	→] 22-02 12:25	+04min	0:00	19:11	06:04	24,0%	✓	
12/4 - 11:22	5/1 - 00:02	2/1 - 06:14	4/1 - (8 Dogs)		Veronica Moore <sup>®</sup>	14	→] 22-02 14:08	+06min	0:00	20:30	06:16	23,4%	✓	
8/8 - 11:14	4/4 - 02:02	5/4 - 05:25	5/4 - (11 Dogs)		Stephane Robert <sup>12 RNB</sup>	10	→] 22-02 14:29	+00min	0:00	19:48	07:27	27,3%	✓	
15/7 - 11:28	6/2 - 02:01	6/2 - 04:05	6/2 - (6 Dogs)		Lisa Pannenberg <sup>®</sup>	17	→] 22-02 15:41	+00min	0:00	22:07	06:06	21,6%	✓	
10/2 - 11:18	6/2 - 02:03	8/3 - 04:12	7/3 - (7 Dogs)		Jonatan Öhman <sup>®</sup>	12	→] 22-02 17:38	+10min	0:00	24:05	06:15	20,6%	✓	
1/1 - 11:00	8/5 - 01:25	7/5 - 05:21	8/5 - (12 Dogs)		Sofie Lindborg <sup>12</sup>	2	→] 22-02 18:57	+14min	0:00	25:11	06:46	21,2%	✓	
0 km →	62 km →	158 km →	260 km											
7/7 - 11:12	9/6 - 02:24	10/6 - 04:59	×		Uwe Frühauf <sup>12 RNB</sup>	9		+02min	0:00	16:04	07:23	31,5%	SCR	
9/1 - 11:16	10/4 - 02:01	9/4 - 06:46	×		Kåre Bottolfsen <sup>® RNB</sup>	11		+12min	0:00	15:13	08:47	36,6%	SCR	
14/6 - 11:26	×				Bert Kelchtermans <sup>®</sup>	16		+02min	6:02	05:25		0,0%	SCR	
×					Aron Andersson <sup>12</sup>	3		+12min	6:12				DNS	
×					Lukas Mikulics <sup>12 RNB</sup>	4		+10min	6:10				DNS	
×					Michael Kirchner <sup>®</sup>	13		+08min	6:08				DNS	
×					Steven Lietaer <sup>® RNB</sup>	15		+04min	6:04				DNS	

All








Pos All/Cls	Nat	AR250 - Ursvattnet Musher	Bib	Strömsund Out [->	Pos Out All/Cls	Dogs Out	Run Time	Ursvattnet ->] In	Pos In All/Cls	Speed km/h	Stop Time	Σ Run Time	Σ Stop Time	(%) Stop	Dist. km	Σ Dist. km	CP Status
1/1		Julie Lubin <sup>1 2</sup>	5	21-02 11:06	4/4	12	04:04	21-02 15:10	3/3	15,2	02:05	04:04	02:05	33,9%	62	62	
2/2		Bernhard Schuchert <sup>1 2</sup>	7	21-02 11:08	5/5	12	03:51	21-02 14:59	2/2	16,1	01:36	03:51	01:36	29,4%	62	62	
3/3		Marion Joly <sup>1 2</sup>	8	21-02 11:10	6/6	12	03:48	21-02 14:58	1/1	16,3	00:32	03:48	00:32	12,3%	62	62	
4/1		Veronica Moore <sup>8</sup>	14	21-02 11:22	12/4	8	04:00	21-02 15:22	5/1	15,5	00:02	04:00	00:02	0,8%	62	62	
5/4		Stephane Robert <sup>1 2 RNB</sup>	10	21-02 11:14	8/8	12	03:57	21-02 15:11	4/4	15,7	02:02	03:57	02:02	34,0%	62	62	
6/2		Lisa Pannenberg <sup>8</sup>	17	21-02 11:28	15/7	8	04:17	21-02 15:45	6/2	14,5	02:01	04:17	02:01	32,0%	62	62	
7/3		Jonatan Öhman <sup>8</sup>	12	21-02 11:18	10/2	8	04:27	21-02 15:45	6/2	13,9	02:03	04:27	02:03	31,5%	62	62	
8/5		Sofie Lindborg <sup>1 2</sup>	2	21-02 11:00	1/1	12	05:13	21-02 16:13	8/5	11,9	01:25	05:13	01:25	21,4%	62	62	
×		Uwe Frühauf <sup>1 2 RNB</sup>	9	21-02 11:12	7/7	12	05:12	21-02 16:24	9/6	11,9	02:24	05:12	02:24	31,6%	62	62	
×		Kåre Bottolfsen <sup>8 RNB</sup>	11	21-02 11:16	9/1	8	05:18	21-02 16:34	10/4	11,7	02:01	05:18	02:01	27,6%	62	62	
×		Bert Kelchtermans <sup>8</sup>	16	21-02 11:26	14/6	8	05:25	21-02 16:51	11/5	11,4		05:25		0,0%	62	62	SCR
×		Aron Andersson <sup>1 2</sup>	3	21-02 11:02	2/2	12									62		DNS
×		Lukas Mikulics <sup>1 2 RNB</sup>	4	21-02 11:04	3/3	12									62		DNS
×		Michael Kirchner <sup>8</sup>	13	21-02 11:20	11/3	8									62		DNS
×		Steven Lietaer <sup>8 RNB</sup>	15	21-02 11:24	13/5	8									62		DNS

All

Pos All/Cls	Nat	AR250 - Fjällsikten Musher	Bib	Ursvattnet Out [→]	Pos Out All/Cls	Dogs Out	Run Time	Fjällsikten →] In	Pos In All/Cls	Speed km/h	Stop Time	Σ Run Time	Σ Stop Time	(%) Stop	Time Align	Pause Left	Dist. km	Σ Dist. km	ETO	CP Status
1/1		Julie Lubin <sup>1 2</sup>	5	21-02 17:15	5/4	12	06:58	22-02 00:13	4/3	13,8	04:08	11:02	06:13	36,0%	+08min	0:00	96	158	22-02 04:21	✓
2/2		Bernhard Schuchert <sup>1 2</sup>	7	21-02 16:35	3/2	10	07:09	21-02 23:44	3/2	13,4	04:30	11:00	06:06	35,7%	+06min	0:00	96	158	22-02 04:14	✓
3/3		Marion Joly <sup>1 2</sup>	8	21-02 15:30	2/1	10	07:24	21-02 22:54	1/1	13,0	05:32	11:12	06:04	35,1%	+04min	0:00	96	158	22-02 04:26	✓
4/1		Veronica Moore <sup>8</sup>	14	21-02 15:24	1/1	8	08:19	21-02 23:43	2/1	11,5	06:14	12:19	06:16	33,7%	+06min	0:00	96	158	22-02 05:47	✓
5/4		Stephane Robert <sup>1 2 RNB</sup>	10	21-02 17:13	4/3	12	07:32	22-02 00:45	5/4	12,7	05:25	11:29	07:27	39,3%	+00min	0:00	96	158	22-02 04:45	✓
6/2		Lisa Pannenberg <sup>8</sup>	17	21-02 17:46	7/2	8	08:01	22-02 01:47	6/2	12,0	04:05	12:18	06:06	33,2%	+00min	0:00	96	158	22-02 05:47	✓
7/3		Jonatan Öhman <sup>8</sup>	12	21-02 17:48	8/3	8	10:08	22-02 03:56	8/3	9,5	04:12	14:35	06:15	30,0%	+10min	0:00	96	158	22-02 08:06	✓
8/5		Sofie Lindborg <sup>1 2</sup>	2	21-02 17:38	6/5	12	08:51	22-02 02:29	7/5	10,8	05:21	14:04	06:46	32,5%	+14min	0:00	96	158	22-02 07:18	✓
×		Uwe Frühauf <sup>1 2 RNB</sup>	9	21-02 18:48	10/6		10:52	22-02 05:40	10/6	8,8	04:59	16:04	07:23	31,5%	+02min	0:00	96	158	22-02 09:42	✓
×		Kåre Bottolfsen <sup>8 RNB</sup>	11	21-02 18:35	9/4	8	09:55	22-02 04:30	9/4	9,7	06:46	15:13	08:47	36,6%	+12min	0:00	96	158	22-02 08:42	✓
×		Bert Kelchtermans <sup>8</sup>	16												+02min	6:02				
×		Aron Andersson <sup>1 2</sup>	3												+12min	6:12				
×		Lukas Mikulics <sup>1 2 RNB</sup>	4												+10min	6:10				
×		Michael Kirchner <sup>8</sup>	13												+08min	6:08				
×		Steven Lietaer <sup>8 RNB</sup>	15												+04min	6:04				



All

Pos All/Cls	Nat	AR250 - Finish Musher	Bib	Fjällsikten Out [→]	Pos Out All/Cls	Dogs Out	Run Time	Finish →] In	Pos In All/Cls	Speed km/h	Σ Run Time	Σ Stop Time	(%) Stop	Dist. km	Σ Dist. km	Finish Status	Event
1/1		Julie Lubin <sup>1 2</sup>	5	22-02 04:21	2/2	12	07:44	22-02 12:05	1/1	13,2	18:46	06:13	24,9%	102	260		
2/2		Bernhard Schuchert <sup>1 2</sup>	7	22-02 04:14	1/1	9	08:01	22-02 12:15	2/2	12,7	19:01	06:06	24,3%	102	260		
3/3		Marion Joly <sup>1 2</sup>	8	22-02 04:26	3/3	10	07:59	22-02 12:25	3/3	12,8	19:11	06:04	24,0%	102	260		
4/1		Veronica Moore <sup>8</sup>	14	22-02 05:57	5/2	8	08:11	22-02 14:08	4/1	12,5	20:30	06:16	23,4%	102	260		
5/4		Stephane Robert <sup>1 2 RNB</sup>	10	22-02 06:10	6/4	11	08:19	22-02 14:29	5/4	12,3	19:48	07:27	27,3%	102	260		
6/2		Lisa Pannenberg <sup>8</sup>	17	22-02 05:52	4/1	6	09:49	22-02 15:41	6/2	10,4	22:07	06:06	21,6%	102	260		
7/3		Jonatan Öhman <sup>8</sup>	12	22-02 08:08	8/3	7	09:30	22-02 17:38	7/3	10,7	24:05	06:15	20,6%	102	260		
8/5		Sofie Lindborg <sup>1 2</sup>	2	22-02 07:50	7/5	12	11:07	22-02 18:57	8/5	9,2	25:11	06:46	21,2%	102	260		
×		Uwe Frühauf <sup>1 2 RNB</sup>	9	22-02 10:39	9/6	11								102		SCR	
×		Kåre Bottolfsen <sup>8 RNB</sup>	11	22-02 11:16	10/4	7								102		SCR	
×		Bert Kelchtermans <sup>8</sup>	16														
×		Aron Andersson <sup>1 2</sup>	3														
×		Lukas Mikulics <sup>1 2 RNB</sup>	4														
×		Michael Kirchner <sup>8</sup>	13														
×		Steven Lietaer <sup>8 RNB</sup>	15														

